

ultraframe

Transforming light and space



conservatory, orangery and home extensions



why choose ultraframe

Ultraframe - leading the conservatory industry through innovation and expertise

Here at Ultraframe, we've been designing and manufacturing conservatory roofing systems for over 25 years - our products transform your home by letting in light and adding space. Be it standard conservatory, orangery or glass extension, the roof is perhaps the most important element, as it has to withstand snow and wind loads, window cleaners accessing adjacent windows and, of course, remain weather proof for a very long time. That's why you should insist on Ultraframe, who have well over a million installations in the field giving the ultimate in peace of mind. Ultraframe - tried, tested and trusted.

The best products

- Ultraframe have a roofing system solution to suit every home and every budget, with a choice of traditional or contemporary looks
- The Ultraframe roof is the most configurable on the market ensuring a conservatory can fit every home
- Ultraframe supply the widest range of styles available and offer options for personalisation to ensure your conservatory, orangery or glass extension will be as individual as you are
- Our products are the most thermally efficient on the market so you'll be more comfortable in the winter
- Ultraframe is the only company that supplies ventilation in every roof as standard. Our patented ventilation systems are second to none, minimising condensation and ensuring that you can enjoy your conservatory whatever the weather
- Choose high performance Conservaglass climate controlled glazing to keep you cooler in Summer and warmer in Winter



The reassurance of a quality brand

- All Ultraframe roofs are engineered for the extremes of the UK climate and are approved by the British Board of Agrément (BBA) to last at least 25 years.
- Our extensive research and development team continues to innovate and extend the boundaries of design, so when you choose an Ultraframe roof, you can be certain that you're getting the best
- Our unique software - with its integrated design guide - draws on weather data from the Building Research Establishment to ensure your conservatory is designed for that once in 50 year occurrence of snow loads or wind speeds. Give the retailer your postcode to ensure compliance with the correct structural loads which only Ultraframe can verify through its software

Ultraframe Certificate of Authenticity

We have the Ultraframe Certificate of Authenticity – your guarantee that you have a top quality Ultraframe roof. In each roof we issue a registration pack for you to complete and return. The Certificate is a legal document that you can use to reassure future buyers of your home that your conservatory really does feature an Ultraframe roof.

Ask your Installer for details.
In addition, you receive a free maintenance manual when you register your roof.

Ultraframe is a trading name of Ultraframe (UK) Ltd.
Conservaglass, Conservaflash, Ultraselect are registered trademarks of Ultraframe (UK) Ltd.

Contents



Light and space - Conservatories

Georgian	4
Gable	5
Lean-to	6
Victorian	7
P & T shape	8 - 9
Lantern & Portals	10-11



Orangeries

12 - 13



Living Room

14 - 15



Glass extensions

16 - 17



Colours

18 - 19



New - Home extensions

20 - 21



Adding light and space

Planning	22
Choosing	23
Climate control	24
Personalisation	25 - 27

conservatories

“ Many buyers favour the Georgian which is a flat-fronted style that offers excellent use of floor space due to a square or rectangular internal shape. Each side of the roof slopes back to the centre and the resulting contemporary style is suited to the majority of properties. ”



The Georgian design is ever more popular, mainly due to the way it optimises space, as the 90° corners are perfect for sofas and tables.



“

A gable-fronted style of conservatory adds a sense of grandeur to any home

With a high roof slope and the same floor space as a Georgian, a Gable offers excellent use of internal space. The front panel of the roof remains upright rather than sloping back to the centre as on a Georgian, creating a feeling of great height within the conservatory.

”

conservatories

“

The lean-to style could be for those who prefer clean understated lines.

Traditional or contemporary, this style is ideal for properties with limited space under the eaves or an awkward area in which to fit a conservatory.

”



The pitch of the roof is variable, so that a shallow pitch could fit under a low bungalow eaves, whilst a steeper pitch would match the roof of a terraced or detached house.



“ Victorian is a popular, traditional style of conservatory, with a versatility that makes it suitable for many house styles.

Its distinguishing architectural feature, a bay front, with either an angled (3 bay) or slightly curved (5 bay) front, combined with a steeply pitched roof and ornate ridge details give this style of conservatory a more classical appearance.

”

Victorians are available in:

- **three facet style** – a bay front that has three main windows that give an angled appearance.
- **five facet style** – a bay front with five main windows creating a more rounded appearance.



conservatories

“ The larger ‘P&T’ shapes are perfect as rooms with a dual purpose, such as a lounge/dining area through to a fun family room. ”

The ideal style for a larger conservatory, a P-shape can combine for example a lean-to and a Victorian, to create a versatile style that can be used as two different living areas. Due to the proportions needed to achieve both the P & T-shapes, the styles are better suited to larger properties, giving a versatile floor space and impressive result to any home.



The P & T shapes take their name from the plan view of each design

The P-shape style can be specified as either a three facet or five facet Victorian or Georgian design.


The T-shape style is a combination style that is distinguished by a central projection that can be either a Victorian, Gable or Georgian.



conservatories

“ Conservatories that are extremely large and require additional support to take the weight of the roof are known as large span conservatories and require a portal framework to additionally support them. ”

The uses for them are endless – from magnificent swimming pool enclosures to large commercial extensions; anything is possible due to the flexibility and advanced engineering of the large span system.



“ The Lantern is probably one of the most original conservatory styles available, now brought up-to-date with Ultraframe technology. ”

Choosing a lantern style conservatory ensures drama and style, representing the grandeur of times gone by. The two-tiered effect adds a new dimension to your conservatory and the extra ceiling height adds to the feeling of light and space. Lanterns are typically suited to older style period properties and are often chosen for swimming pool enclosures or larger conservatories and can be built in conjunction with a portal frame.

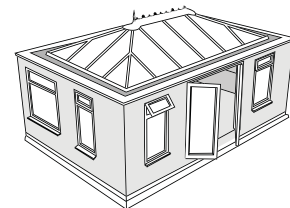


orangery

“ For those wanting style - with a flat roof element all round to create what some call an atrium roof - the Ultraframe Traditional Orangery is the perfect option

Choose from either a version with masonry parapet walls or a version with a fascia perimeter, both feature a flat roof around the perimeter

”



Fascia version



Parapet version



livinroom

“ LivinRoom is the best of both worlds, combining the light and sky of a conservatory with the walls and ceiling of an extension. ”

LivinRoom is truly multi-functional, creating a pleasant and relaxing space for meditation or it can be a 'full on' family room. LivinRoom offers something different to either a conservatory or an extension.



Livinroom
by ultraframe

When considering Ultraframe's LivinRoom, ensure you explore the benefits with your chosen retailer:

- Enjoy the light from a conservatory with the feel of an extension - providing greater overall value and the best of all worlds.
- Creates a whole new dynamic to the space - a 'real room/living room' feel.
- You can maintain light and space by using windows all round OR have brick piers to give a greater sense of solidity.
- Improved thermal efficiency when compared to a standard conservatory.
- This real room/living room feel means more styling and furnishing options and the perimeter ceiling is perfect for down lighters.





glass extensions

“ Conservatories have always been an excellent way for consumers to blur the margin between home and garden, but Ultraframe is taking the idea to a new level with its Veranda glass extension. ”

The glazing bars in the roof oversail and carry the glass with it, to form a 'cocoon' where the consumer can sit in the garden and be protected from the worst of the elements. The exciting thing is, there are a multitude of creative ways to use the technology.






A variety of glass extensions can be created. Please ask!

colour options

“ You are already on the way to making a life changing decision by choosing a conservatory, orangery or glass extension. Space - usable for a variety of activities - and natural light a plenty, to banish those winter blues!

Do you stick to conventional conservatory colours/finishes or do you choose something different? Carefully chosen colours creates a space that works best for you and your home. Please ask about our standard and bespoke colour options.

”





home extensions – new

You've dreamt about it. You've visualised just how much a conservatory could enhance your home and your quality of life. And now, we'd like to open your mind to a whole new possibility. The possibility of Loggia, from Ultraframe.



A unique building concept that exceeds expectations and totally redefines the conservatory.

The key inspiration for Loggia emanates from the Italian Renaissance period.

Filippo Brunelleschi, an architectural visionary who played a pivotal role in the Renaissance movement, achieved worldwide renown as the creator of the Duomo, a spectacular feat of engineering that today, still dominates the panorama of Florence.

He was also credited with significant developments in the design of the Loggia, a roofed gallery or recessed room open to the air on one side, supported by ornate columns.

We've taken those Italian design principles to create a new building that combines remarkable aesthetics with revolutionary engineering to harmonise perfectly with British home design.



home extensions - new

“ Prepare to see your home in a completely new light. The light of Loggia.

Combining the very best of British building excellence with a generous helping of Italian inspiration, Loggia is, quite simply, a revelation.

”



planning



• Official permissions

Check with your installer whether or not planning permission is required (in most cases it isn't). If planning permission is necessary you must submit the appropriate application forms to your local council before they can grant permission. In certain circumstances you may need to apply for Building Regulation approval. However, this is not required on the majority of domestic conservatories.

In most instances your chosen retailer will deal with any 'red tape'.

• Choose a style

There's a wide range of types to choose from. View the range in the early part of the brochure.

• Furnishings

Your furnishings will depend on the style and décor of your conservatory and the purpose of the room.

• Choosing the site

Take into account factors such as:

- an appropriate outside wall of sufficient length
- the square meterage available for building a conservatory
- the room which will provide interior access to the conservatory
- access from the conservatory into the garden
- walls, buildings, trees and greenery next to the proposed site

• Garden design

Having your conservatory built is a great opportunity to re-landscape your garden, so that the conservatory blends in perfectly with its surroundings and you can enjoy them together.

Awkward spots

If you don't have too much space, adding a conservatory, orangery or glass extension may not be too much of a problem.

Your chosen installation company will have the experience and innovative Ultraframe products to ensure that they can create additional living space in the most awkward of spots.

Common problems to overcome are:

- Drainpipes
- Manhole covers
- Boiler flues
- Large trees/tree roots
- Situations needing extra drainage
- Sloping sites

With early planning none of these should cause any issues. As long as your installer is aware of them, they can plan the design of your conservatory to eliminate or minimise potential problems. There are many unique features built into Ultraframe roofing systems to ensure that a conservatory is possible in almost any location.

Most companies employ dedicated surveyors to check the sales persons design will work on your property. When the surveyor visits your home it's a good time to plot out the actual floor space of your conservatory with poles or bricks on the ground. Bring out chairs and furniture from indoors to decide if the floor space feels big enough and ask your surveyor to indicate where the height of any dwarf walls will reach so you can be sure that you can see over them when seated.

If you have any other technical queries about your conservatory or questions about the construction or size, your surveyor's visit is a good time to get these answered to be sure that you have ordered your perfect conservatory. Snow and wind loads, window cleaners accessing adjacent windows aerial riggers - just some of the loads your roof may be subjected to over its life. That's why you should insist on Ultraframe, who have well over 1 million conservatories in the field giving the ultimate in peace of mind. Ultraframe - tried, tested and trusted.



choosing

“ Unlike other rooms in our homes, there's no set use for a conservatory, so you can create a room that is as flexible as you need. ”

Many people use a conservatory as an extra sitting room but there are many more ways to use your exciting new space.



Kitchen

In many homes the kitchen is the hub of family life where we meet to chat, relax and eat. A conservatory can provide a stunning backdrop to a kitchen and allow the cook a beautiful view whilst slaving over the oven! Summer BBQs are made easy when the kitchen is linked to the garden for a cosmopolitan dining area.

Building Regulations are generally not required as long as the conservatory does not contain sanitary or drainage facilities. When sanitary facilities are included in the conservatory extension, full Building Regulations are required.

If in doubt, please ask your installer or contact the Building Control Department of your local council who will be able to advise you on the specific requirements in your area.



Home office

In today's hectic world and as more of us work from home it's only right that a home office should be somewhere pretty special. Quiet, serene and yet inspiring, a conservatory is the perfect choice for a home based worker and will allow plenty of storage for files, computers and all the other items that come with modern working life. By closing off the doors into the house you can get all the peace and quiet you need.



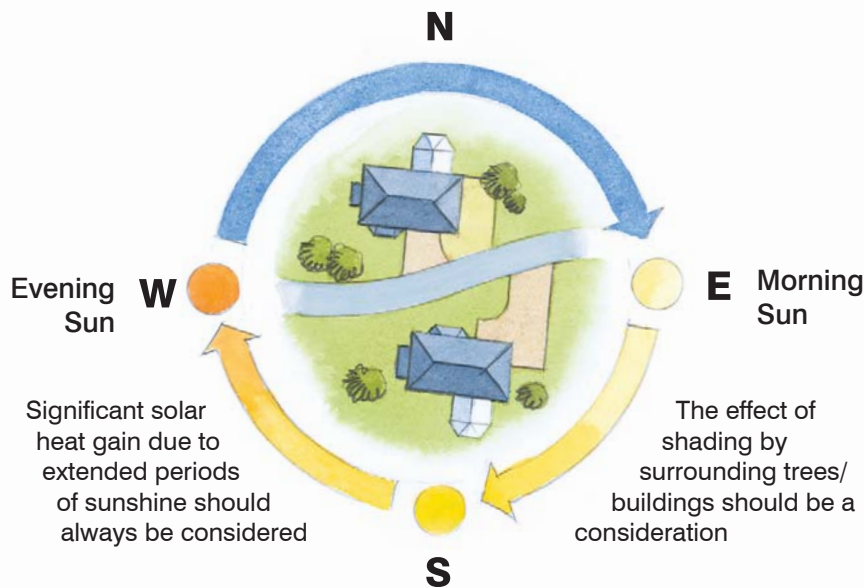
Den

A conservatory can also be the perfect space for children to play and store their toys away from the rest of the home. By creating a conservatory that's a family room, you get a space for everyone to enjoy together.

ideas

- An Orangery leading from a kitchen makes a fabulous dining room
- A glass extension leading from a living room extends the area into a great family room and links your main living space with the garden
- If you live in a bungalow, create a haven to relax in with a conservatory leading from your bedroom

climate control



It's vital to the maintenance of a comfortable environment - ventilation is often overlooked by both consumers and manufacturers, but not Ultraframe.

The type of ventilation needed is specific to each conservatory, based on many considerations such as size, shape and most importantly, aspect in relation to the sun. South facing conservatories need to take into account the direct sunlight they receive in Summer, whilst North-facing sites need to consider heating options for the colder months of the year. Other factors to consider include overshadowing of the conservatory from obstacles such as trees and buildings and the severity of wind and snow in your area.

If all this sounds complicated, let your installer help you select the best ventilation options for your conservatory.

Ventilation is key within the structure of all our conservatory roofs, so you can be assured that by choosing a conservatory with an Ultraframe roof you're protecting your conservatory from the elements and the potential for problems.

By specifying a conservatory with an Ultraframe roof, not only will you be able to benefit from these ventilation features and enjoy your conservatory more of the year, but your conservatory will have a long, trouble-free and low maintenance lifespan.

Opening roof vents

Better than a window, a roof vent is a fast and effective way of allowing warm air to leave your conservatory. Ultraframe roof vents are supplied with either manual or electric openers. If you opt for electric openers then thermostats and rain sensors will allow for automatic opening and closing.

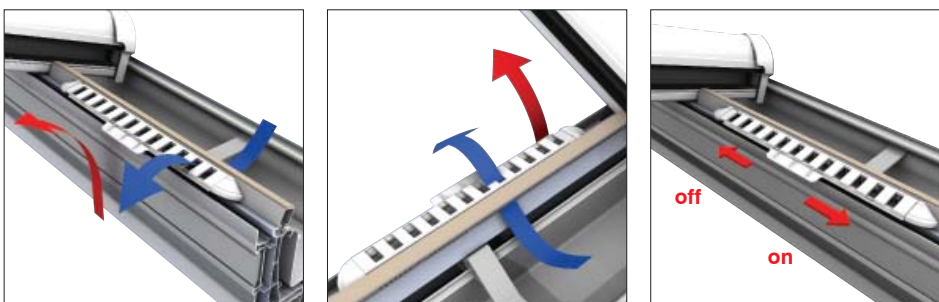


Rain sensor and thermostat.




Pole operated screw jack mechanism

Eavesflow (optional)



A trim that fits between the wall sideframe and roof, with built-in ventilation and a slider on/off control button.

Trickle ventilation system in the ridge



As warm air rises, Ultraframe have developed a ventilation system to allow this air to escape via the roof, minimising the possibility for condensation to form


personalisation

There are a variety of options to customise the exterior and interior of your conservatory. Here we explore just some of the ways you can add your own, unique finishing touches.

Crestings and finials

Crestings and finials are the decorative fittings that run along the top of your conservatory roof.

A choice of crestings and finials are available with Ultraframe conservatory roofs, dependent on which system you choose. Ranging from the ultra-modern Pikestaff finial and Renaissance cresting to the more traditional Classic and Baroque combination, there are crestings and finials to suit all tastes.




Not all crestings and finials are exchangeable / compatible with each other. In certain situations - e.g. colours - not all options are available.



Classic Finial,
Classic Cresting



Classic Finial,
Baroque Cresting




Coronet Finial,
Tudor Cresting



Sceptre Finial,
Elizabethan Cresting



Ball Finial,
Low Profile Cresting



Low Profile Ridge /
Cresting



Ultraselect

Ultraselect is a range of decorative strips that style the inside of your conservatory. Unique to Ultraframe, the strips simply click into place enabling you to change the design if you wish.

Lighting


Lighting is important to create the right ambience in your conservatory. Low voltage spotlights can be fitted into the roof of your conservatory and are available in either a brass or white finish. A selection of lamps and wall lights placed around the conservatory will help to create a cosy feel for enjoying your conservatory in the evenings.

LivingRoom cross over extension (p14) allows even more lighting options

Fans

A range of decorative ceiling fans is available to enhance your Ultraframe conservatory and provide additional ventilation during the warmer months of the year. Available in a variety of designs, with or without light fittings and the choice of an optional remote control, there's sure to be a fan to suit you. Colours range from mahogany blades with brass fittings through to more contemporary fans with maple and chrome fittings.

personalisation (continued)



Glazing options

Another important decision to make when designing your conservatory is the choice of glazing material for the roof – glass or polycarbonate?

Glass

If you're specifically wanting to bring a lot more light into your home, then a glass roof is the right choice for you. Ultraframe exclusively supply Conservaglass which is specially engineered for the needs of a conservatory roof. Conservaglass works by deflecting heat from the sun in Summer to keep the inside of the conservatory cooler and by retaining the warmth from heating appliances in the Winter. It also features a true self clean coating that uses the power of the sun to break down organic deposits and then uses rain water to wash it clean away.

A conservatory featuring Conservaglass either in Subtle Blue or Neutral Clear is the optimum glazing for your conservatory.



Aluminium

Further enhancing the proven technology used in Ultraframe's Classic roof, the new Ultraframe Classic Aluminium suite combines state-of-the-art ideas and design technologies with elegant, contemporary profiles to provide a strong, rigid yet lightweight system that can be configured into virtually any roof design. Powder coated aluminium is often specified by Planning Authorities in National Parks.

Cornice

Cornice is the latest in a long line of new products from Ultraframe. Along with other innovations to the Classic roof, our purpose is to offer alternative or upgraded aesthetics to the standard roof. For those seeking the ultimate in upgrade opportunities, the Cornice is it.



Dentil mouldings


A decorative cladding that can be added underneath the guttering on your conservatory for an extra touch of flair.




Polycarbonate

Polycarbonate is a lower cost alternative to glass but still provides excellent thermal properties and aesthetics. Polycarbonate is available in a range of colours, thicknesses and specifications:


- Clear
- Bronze
- Solar control
- Opal
- Bronze/opal



personalisation



Bevel chambered top capping



Dome chambered top capping




Laminate flooring

PVC Top cappings

The bars that run between the panels in the roof of your conservatory are covered with protective top cappings, which aid the thermal efficiency of the roof. These PVC chambered top caps - another unique Ultraframe feature - are available in two designs to give either a streamlined contemporary appearance or a more rounded traditional look.

Flooring

Consider your choice of floor covering carefully. If you plan to use your conservatory as a sitting room then carpet gives an inviting feel. If you have children who will be coming in from the garden, through the conservatory, then laminate flooring or tiles make a practical and contemporary alternative.



Underfloor heating with tiles

Utopia roof

The eco roof has a 0.53 'U' value, so cold and draughts are virtually eliminated and the whole of the room feels more comfortable.

Therefore, the roof only needs 788 kilowatt hours of energy to heat – a massive 62% less than an ordinary roof – saving you hundreds of pounds. Also, as it screens out the sun's solar energy, it doesn't overheat in summer either, leading to 365 days of comfortable use.

Tie bars

A tie bar is sometimes specified to help support the weight of a large roof or one that is fitted with glass. The position of the tie bar is dictated by engineering principles, and so they must be fitted. Ultraframe, however, has developed a range of structural components to remove the necessity of tie bars in most projects. Please speak to your installer to find out more about this option.

Heating

Heating needs to be considered early in the planning stage, especially if your conservatory will be North facing. There are various options including:

- Fitting underfloor heating
- Electric wall heaters
- Freestanding appliances

For South facing conservatories freestanding appliances are a good idea as they can be removed from the conservatory during the warmer Summer months, creating extra space.



Conservatories



Orangeries



Home extensions

ultraframe
Transforming light and space

www.ultraframe.co.uk

Ultraframe (UK) Ltd, Salthill Road, Clitheroe, Lancashire. BB7 1PE